

Scaled data based on original data using
LM-79-08 Approved Method: Electrical and Photometric Measurements of Solid-
State Lighting Products

Test Report Prepared for
Cooper Lighting Solutions
(formerly Eaton)

Brand: McGRAW-EDISON

Report Number: P947896

Luminaire Tested: **GALN-SB3A-840-U-5MQ**

Issue Date: 1/21/2025

Test Information

Test Method: LM-79-08
Report Number: P947896
TEST IS SCALED FROM IESNA LM-79-08 TEST DATA (G2-2411-289-20)
Test Lab: INNOVATION CENTER
Issue Date: 1/21/2025
Manufacturer: COOPER LIGHTING SOLUTIONS (FORMERLY EATON)
Product Line: MCGRAW-EDISON
Catalog Number: GALN-SB3A-840-U-5MQ
Description: GALLEON AREA AND ROADWAY HIGH DENSITY LED LUMINAIRE
(3) 80 CRI, 4000K, 350mA LIGHTSQUARES WITH 26 LEDS EACH AND TYPE V MEDIUM OPTICS
Light Source: -
Ballast/Driver: -

Summary

Lumens per Lamp: N/A
Luminaire Lumens: 13482 lumens
Efficiency: N/A
Efficacy: 159.2 lumens/watt
Luminous Opening: Rectangular (W 1' x L: 1' x H: 0')
IES Classification: Type V - Short
BUG Rating: B4 - U0 - G2

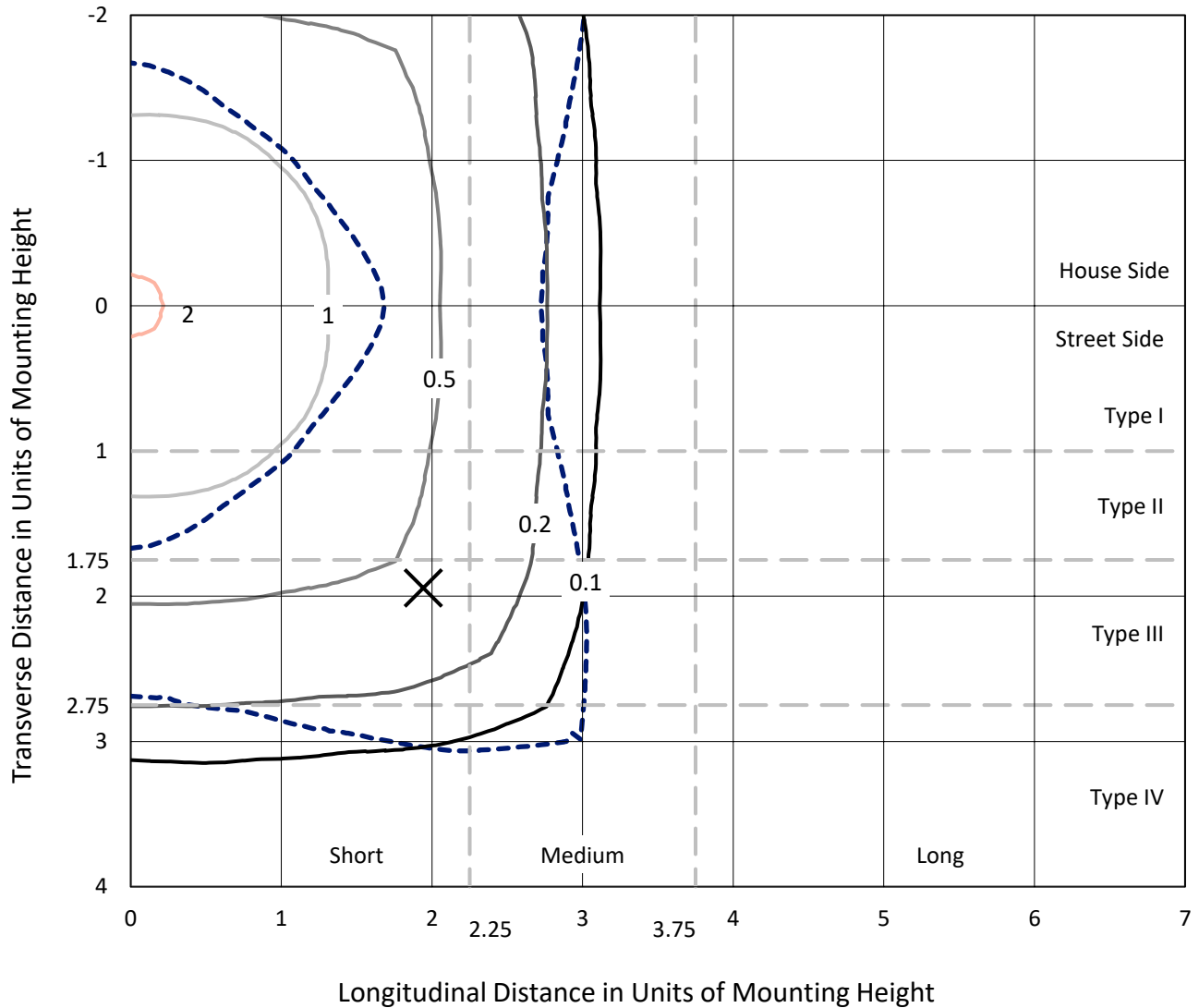
Input Watts (W): 84.7
Input Voltage (V): NR
Input Current (Ain): NR
Voltage Rise (V): NR
Power Factor: NR
Total Harmonic Distortion (THDi): NR
Frequency (hertz): 60
Stabilization Time: NR
Operation Time: NR
Ambient Temperature (°C): NR
Test Distance: 24 FT



REPORT NUMBER: P947896
 CATALOG NUMBER: GALN-SB3A-840-U-5MQ

Iso-Footcandle Lines of Horizontal Illumination

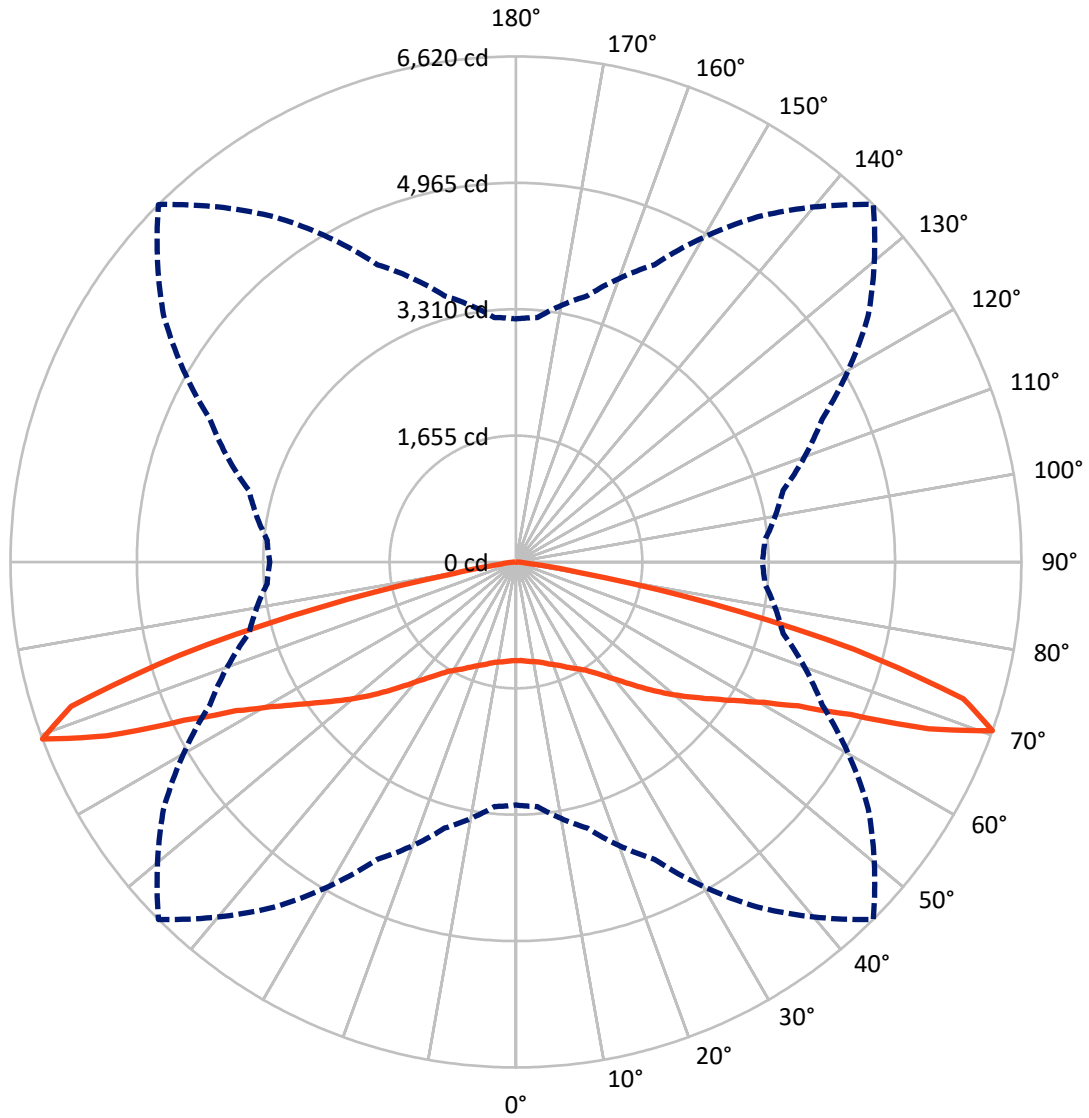
✕ Max cd
 - - - 1/2 Max cd



Based on 25 foot mounting height. Maximum calculated value = 2.1 fc
 Type V - Short - N/A

REPORT NUMBER: P947896
CATALOG NUMBER: GALN-SB3A-840-U-5MQ

Luminous Intensity Polar Plot



— Vertical Plane Through 45-Deg Lateral - - - Horizontal Cone Through 70-Deg Vertical

REPORT NUMBER: P947896

CATALOG NUMBER: GALN-SB3A-840-U-5MQ

FLUX DISTRIBUTION:

		Downward	Upward	Total
House Side	Lumens	6741.0	0.0	6741.0
	% Fixture	50.0	0.0	50.0
Street Side	Lumens	6741.0	0.0	6741.0
	% Fixture	50.0	0.0	50.0
Total	Lumens	13482.0	0.0	13482.0
	% Fixture	100.0	0.0	100.0

ZONAL LUMENS:

Zone	Lumens	% Fixture
0°-10°	125.5	0.9
10°-20°	389.0	2.9
20°-30°	695.3	5.2
30°-40°	1127.0	8.4
40°-50°	1835.7	13.6
50°-60°	2798.9	20.8
60°-70°	4163.8	30.9
70°-80°	2269.4	16.8
80°-90°	77.3	0.6
90°-100°	0.0	0.0
100°-110°	0.0	0.0
110°-120°	0.0	0.0
120°-130°	0.0	0.0
130°-140°	0.0	0.0
140°-150°	0.0	0.0
150°-160°	0.0	0.0
160°-170°	0.0	0.0
170°-180°	0.0	0.0
0°-90°	13482.0	100.0
0°-180°	13482.0	100.0

Coefficient of Utilization



REPORT NUMBER: P947896

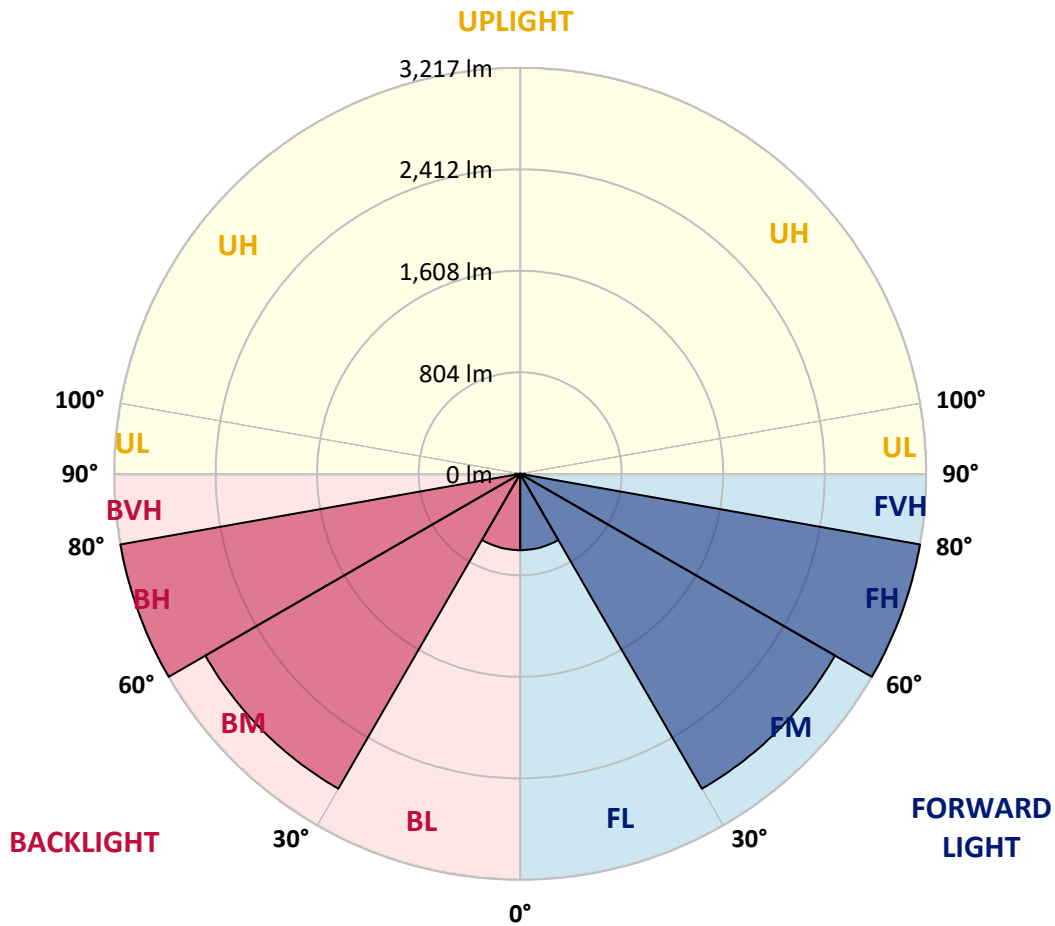
CATALOG NUMBER: GALN-SB3A-840-U-5MQ

LUMINAIRE CLASSIFICATION SYSTEM LUMEN TABLE AND BUG RATING:

Zone	Lumens	% Fixture	Zone Rating/Lumen Limit		
			B	U	G
FL (0°-30°)	604.9	4.5			
FM (30°-60°)	2880.8	21.4			
FH (60°-80°)	3216.6	23.9			G2/5000
FVH (80°-90°)	38.6	0.3			G1/100
BL (0°-30°)	604.9	4.5	B2/1000		
BM (30°-60°)	2880.8	21.4	B3/5000		
BH (60°-80°)	3216.6	23.9	B4/5000		G2/5000
BVH (80°-90°)	38.6	0.3			G1/100
UL (90°-100°)	0.0	0.0		U0/0	
UH (100°-180°)	0.0	0.0		U0/0	

BUG Rating: B4-U0-G2

Type V Short



REPORT NUMBER: P947896

CATALOG NUMBER: GALN-SB3A-840-U-5MQ

CANDELA DISTRIBUTION (FULL):

	0°	5°	15°	25°	35°	45°	55°	65°	75°	85°
0°	1291.4	1291.4	1291.4	1291.4	1291.4	1291.4	1291.4	1291.4	1291.4	1291.4
2.5°	1297.5	1298.9	1296.2	1294.8	1293.5	1291.4	1292.1	1295.5	1298.2	1297.5
5°	1308.4	1309.7	1307.7	1307.0	1304.3	1303.6	1303.6	1307.0	1309.0	1307.7
7.5°	1320.5	1322.6	1319.2	1318.5	1317.2	1315.8	1315.1	1318.5	1320.5	1320.5
10°	1332.0	1334.1	1331.4	1329.3	1328.0	1328.0	1326.6	1329.3	1332.7	1332.0
12.5°	1344.2	1345.6	1342.9	1341.5	1341.5	1343.6	1341.5	1342.9	1345.6	1344.2
15°	1359.1	1359.8	1359.1	1361.2	1364.5	1371.3	1365.2	1363.9	1365.2	1361.8
17.5°	1379.4	1380.8	1383.5	1388.2	1393.0	1405.1	1394.3	1390.9	1390.9	1384.2
20°	1404.5	1406.5	1410.6	1418.7	1424.8	1436.3	1425.5	1420.7	1418.7	1409.9
22.5°	1430.9	1434.3	1440.3	1451.2	1462.0	1472.8	1462.0	1453.9	1447.8	1436.3
25°	1461.3	1465.4	1474.9	1492.5	1507.4	1522.9	1510.1	1493.8	1481.6	1465.4
27.5°	1504.6	1509.4	1520.9	1542.5	1561.5	1575.0	1562.9	1541.9	1525.0	1505.3
30°	1565.6	1570.3	1583.8	1606.8	1619.7	1628.5	1620.4	1604.1	1583.8	1561.5
32.5°	1644.1	1650.2	1665.1	1686.7	1689.4	1690.8	1688.1	1679.9	1665.1	1638.0
35°	1743.6	1750.3	1767.3	1784.9	1782.2	1784.9	1780.8	1778.1	1767.3	1736.1
37.5°	1865.4	1873.5	1891.1	1904.7	1897.9	1894.5	1895.2	1895.9	1889.8	1855.3
40°	2006.9	2017.7	2030.6	2044.8	2033.3	2023.1	2029.9	2035.3	2029.9	1994.7
42.5°	2152.4	2168.0	2181.5	2201.8	2192.3	2179.5	2188.9	2195.0	2183.5	2145.6
45°	2314.2	2329.1	2346.7	2377.1	2370.3	2356.8	2370.3	2371.7	2352.1	2307.4
47.5°	2481.3	2496.9	2523.3	2563.9	2561.2	2546.3	2563.9	2554.4	2529.4	2475.9
50°	2639.7	2661.4	2702.0	2758.9	2764.3	2746.0	2769.7	2751.4	2709.4	2642.4
52.5°	2788.6	2811.6	2875.9	2953.1	2972.7	2949.0	2980.9	2949.0	2886.1	2800.1
55°	2945.0	2970.7	3047.2	3148.0	3187.3	3169.7	3199.5	3151.4	3062.1	2957.8
57.5°	3129.1	3144.7	3236.0	3355.8	3422.2	3426.2	3439.8	3358.5	3250.2	3131.8
60°	3328.8	3350.4	3449.9	3593.4	3698.3	3732.2	3718.0	3597.5	3471.6	3335.5
62.5°	3584.6	3608.3	3727.4	3899.4	4065.2	4149.1	4093.6	3919.0	3763.3	3600.2
65°	3796.5	3822.9	4038.1	4344.7	4646.6	4815.1	4675.7	4354.2	4074.0	3843.8
67.5°	3642.8	3675.3	4013.1	4576.2	5326.8	5829.7	5352.6	4645.2	4096.3	3784.3
70°	3183.9	3214.4	3608.3	4296.7	5518.4	6620.3	5633.4	4423.2	3621.2	3271.9
72.5°	2113.8	2212.0	2610.6	3436.4	4927.5	6126.2	4976.2	3366.7	2421.8	2109.1
75°	701.2	779.7	1051.8	1781.5	3300.3	4581.6	3142.0	1576.4	833.2	599.7
77.5°	176.7	203.7	280.9	509.7	1316.5	2608.6	1185.2	416.3	226.7	158.4
80°	86.0	94.8	135.4	169.9	329.6	829.1	309.3	159.7	106.9	82.6
82.5°	47.4	48.1	76.5	96.1	122.5	214.6	127.2	93.4	61.6	50.1
85°	29.1	28.4	40.6	51.4	51.4	76.5	60.9	51.4	35.2	31.1
87.5°	11.5	11.5	14.9	16.2	14.2	19.6	15.6	16.9	13.5	12.9
90°	0.0	0.0	0.0	0.0	0.0	0.0	0.0	0.0	0.0	0.0

(END C

90°
1291.4
1298.2
1308.4
1320.5
1332.0
1343.6
1361.8
1384.2
1409.9
1435.6
1464.7
1504.6
1561.5
1638.7
1736.1
1855.3
1994.7
2148.3
2312.1
2472.5
2641.1
2792.0
2943.6
3115.6
3313.9
3571.8
3805.9
3737.6
3225.2
2040.7
567.2
141.5
75.8
50.1
32.5
13.5
0.0

OF REPORT)